




As part of the Art Bridge Emergents project, Westonbirt played host to Artist in Residence, Deb Hoy. She led a series of workshops with emerging artists, offering an opportunity to develop skills for professional development.

The project has an environmental focus, and explores the critical connection between humans and trees...




What the artists have been up to...

During the workshops, the artists were encouraged to seek out an endangered trees from our 'Disappearing Trees' tour on Arboretum Explorer, or find a tree that they connect with in their local area. They then explored different drawing techniques...

www.westonbirt.arboretumexplorer.org


Try this at home...

Create your own artistic masterpiece! When you've finished, share your creations with us #ArtBridgeEmergents



What you'll need:

- A sketchbook / paper
- Pencil, graphite stick or charcoal
- Find a tree that you connect with in some way




Technique 1

Look at the 'big lines' of the tree, don't think about the detail. Draw the columns and the branches, thinking about the lines and angles that they create with each other.



Technique 2

Stand under a tree, look up and draw the negative space between the leaves and branches. Try a similar technique by looking down at the space between the tree roots. If you are in a group, try drawing the space between you and the tree!



Step 3

Take five minutes to draw without taking your pencil off the page. Try this continuous line drawing to capture the specific shape of the tree.



Art Bridge Emergents

ART SHAPE

Art Without Barriers