



Forestry England

Arts @ Dalby

Arts Award Explore

Log Book





Introduction for the grown-ups

What is Arts Award Explore?

Arts Award develops a young person's creativity, communication and leadership skills and is a nationally recognised qualification. It has five levels: Discover, Explore, Bronze, Silver and Gold. By completing all parts of this log book, they will achieve their Explore level Arts Award.

There are four parts that need to be completed. Your child will need to record their activities in this Arts Award Log book:

- A.** Take part in and be inspired by different arts activities, such as drawing, collage, sculpture making and record what they have discovered.
- B.** Find out about the forest and artists who work in the forest or whose work they can find in the forest.
- C.** Create art work.
- D.** Present what they have learned on their Art Journey.

By completing this log book, they will achieve all four parts of the Explore Arts Award.

The next step is to have the log book assessed by an Arts Award advisor. To receive the Discover certificate, please follow the instructions on the final page of the book. This information can also be found on the Forestry England website: forestryengland.uk – search for Arts Award.

For more information about this scheme, please visit: artsaward.org.uk

For more information about the arts programme in Dalby Forest contact: artsindalby@forestryengland.uk

Who are Forestry England?

Forestry England are a non-ministerial government department responsible for forestry in England. We:

- Offer opportunities for people to enjoy their woodlands;
- Protect and enhance our natural ecosystems for the benefit of wildlife, and
- Deliver economic growth by supporting local businesses and rural employment.

What is Forest Art Works?

Forest Art Works is a partnership between Arts Council England and Forestry England to support achieving great art for everyone in England's public forests.

We believe that woodlands and forests are vital places for contemporary artists to engage with, to make and present new work.

Learning in the Forest

In Dalby Forest, schools can hire a 'Ranger in the Bag' resource, which contains further arts learning materials. For more information, please contact: learning.yorkshire@forestryengland.uk

IVE

IVE is a social enterprise who work on the Arts Award Scheme and who ensure a more creative future for businesses, teachers, children and young people. IVE supports the development of creativity as a transferable skill to improve employability and productivity.

Arts @ Dalby

Arts Award Explore

This log book belongs to:

.....


My group/school is called:

.....

Let's begin your Arts Award Explore journey!

Fill this log book with your drawings, writing, photos, marks, things you collect and your ideas. Take bits out, add bits in...

This is me:
Draw yourself in the leaf silhouette



Forest Art Works

We believe that woodlands and forests are vital places for contemporary artists to engage with, to make and present new work. In forests across the country there are amazing art pieces to enjoy.

Here are some examples:

Dalby Forest is a part of a network of forests where you can find great art works from famous and up and coming artists.



Alice Holt,
Cosmos Semiconductor
Photo: Laura Hodgeson




Grizedale
RUUP Birgit Oigus
Photo: Amelia Harvey



Nr St Helens
The Dream, Jaume Plensa
Photo: Forestry England



Forest of Dean
Threshold, Natasha Rosling
Photo: Garry Loughlin



Kielder
Art and architecture
Students of Newcastle University



Dalby
Nissen Hut, Rachel Whiteread
Photo: Tony Bartholomew

The arts are all around you...

Which one of these art forms do you know?



Art form
Printmaking
Photo: Crescent Arts



Art Form
Photography
Photo: Kate Mercer



Art Form
Drawing and tracing
Photo: Petra Young



Art Form
Cyanotype
Photo: Crescent Arts, 2017



Art Form
Linoprinting
Photo: Crescent Arts, 2017




Art Form
Drama Halloween
Photo: Forestry England



Art Form
Stone Carving
Photo: Petra Young



Can you add any of your own here?



Arts @ Dalby

Arts Award Explore

Use this page to draw or stick pictures that show as many different types of art forms you can think of or have taken part in.





Part A

Take part in and be inspired by the arts... in the forest!

- Have you painted a picture in the forest?
- Have you built a den or a shelter?
- Have you made decorations with natural materials? Mud, stone, twigs, leaves...
- Have you used leaves or pebbles to make a picture on the floor?
- Have you written a piece of poetry or a story taking inspiration from the forest setting?

...or anything else...?




My first activity...

Natural art

Building dens and shelters in the woods is fantastic fun! Perhaps you could create a stick sculpture instead.

You don't need special equipment or tools, just fallen branches and twigs to use as building materials. You can even make a shelter with rope, some tarpaulin, or build a tiny shelter for fairy folk.





Taking part in arts activities

We believe that woodlands and forests are great places for artists, like you, to make and present new work.


Use this page to show what you did! Make a record of you taking part in your first activity by drawing what you did or stick in a photograph. **What did you hear, see, smell, feel?**

Hide, climb, slide, splash. Maybe you can invent a new game using things you find in the forest.

My second art activity in the forest looked like this...





Arts @ Dalby
Arts Award Explore



Tell us about
your second
activity here.

What activity
has inspired
you the most?

Explain how these
activities have
inspired you.



Part B

Find out about artists

- Describe what art you can see around the forest.
- Where did you spot the giant acorns?
- Did you see any wooden sculptures or carvings in the play area?



Acorn, Steve Iredale
& Under the Sun
Photo: Tony Bartholomew






Pencil Maze, Steve Iredale
& Under the Sun
Photo: Tony Bartholomew

Tell us what you've found.
Draw or take a photo.



The forest

What art pieces did you find in the forest?





Which artist will you choose?

You could find out about stone carvers, wood carvers, sculptors, photographers, film makers, performance artists, painters, illustrators...

- Who are you going to find out about?
- How will you find out about them?
- What do you like about their work?

These artists have a piece of art in the forest

Here are some examples:



Dame Rachel Whiteread,
Nissen Hut
(part of the Shy Series)



Each of the 5000 porcelain rhino horns represents one of the 5000 black rhinos left in the world. You are being presented with a choice - take a trophy for yourself, knowing that everybody who makes this choice leaves less for others. To experience, or experience the installation and leave it complete for all.


Layla Khoo
'Changes in Attitudes
Nunnington Hall
Photo: National Trust,
Anthony Chappel Ross



Mark Ellis
Dry Stone Wall Maze





Peter Maris
Stone carvings



Use this page to tell us all about the great stuff you found out about the artists. You might want to add some drawings too!

This is what I found out about their work...

Top 3 facts: *write your answers in the leaf silhouettes*






Find out about arts organisations

There are many different types of arts organisations, from theatres, galleries and museums, to brass bands and dance schools. Forestry England has a national arts programme of outdoor theatre performance, sculpture and architecture. In Dalby, as part of our commitment to the arts, we organise a range of workshops and activities for all to take part in.

- What organisation did you find out about?
- What did you find out about them?
- What do they do?
- What sort of art forms do they work with?

Top 3 facts:

1.
2.
3.



Part C

Create a piece of art

Time to plan your own piece of artwork.

You've had a go at different arts activities and seen different types of art. What has inspired you to make your own work?

Will it be... a sculpture? A photo?

What art form are you using?
What materials from the forest?

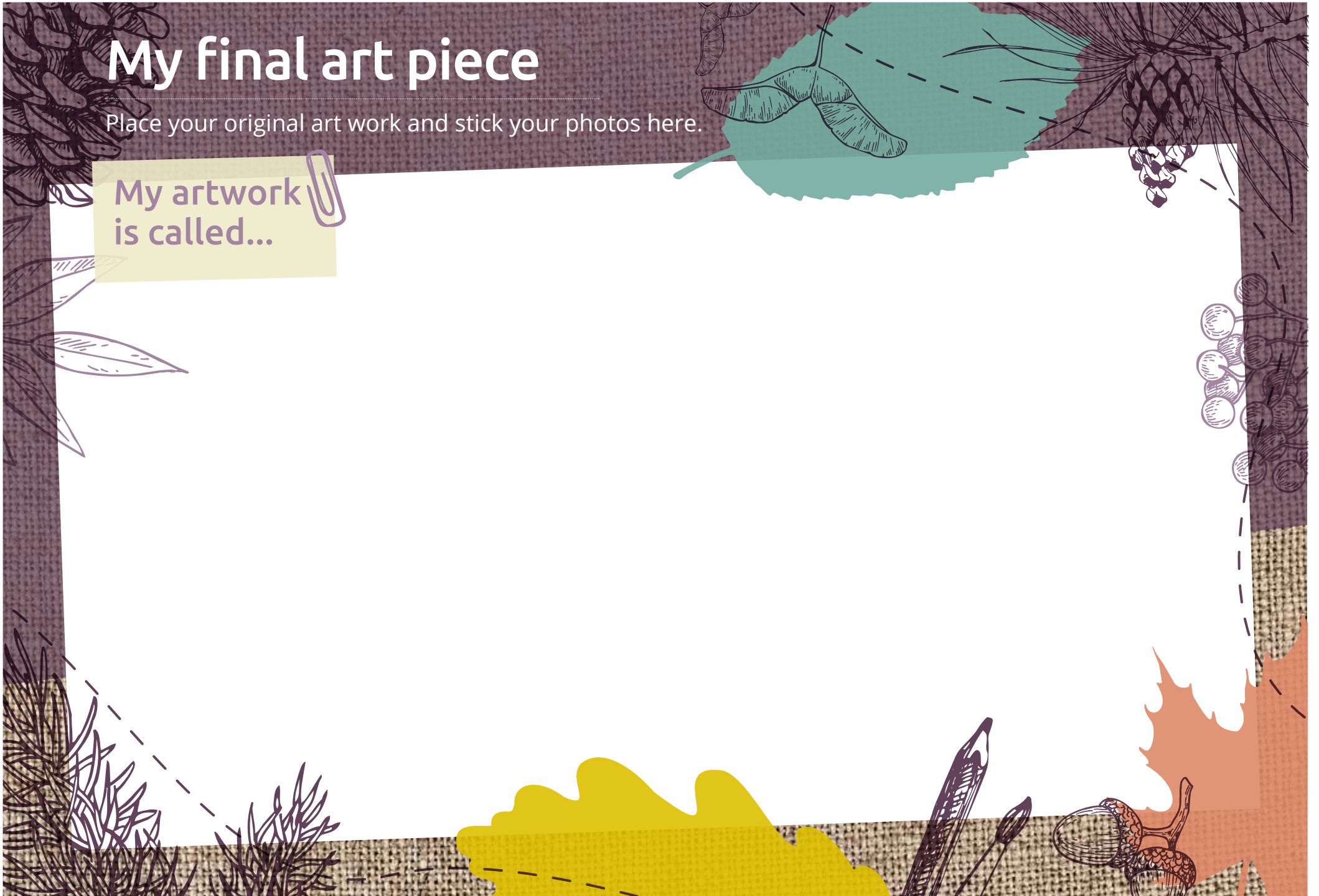
Use this space to plan what your arts piece will be.



My final art piece

Place your original art work and stick your photos here.

My artwork
is called...





Part C Present

Think about all the different parts to your Arts Award. What have you learnt, enjoyed, achieved?

Who did you present your Arts Award to? Maybe it was a friend, a teacher or a family member.

Why did you choose them?

What I have learnt...

Witness statement



Share your arts journey with us

Send us a line or two about what you've enjoyed learning, along with a picture or drawing. Has your journey inspired you to take up a new arts hobby? We're excited to find out. Let us know!

You can either email us at: artsindalby@forestryengland.uk or ask your parent/carer or teacher to post to Dalby Forest on social media using [#ArtsInDalby](https://twitter.com/ArtsInDalby)



Don't forget to include your name and your school or arts organisation. Maybe you can tag them in on social media.



Arts @ Dalby
Arts Award Explore



Fantastic! You have done it!

Tick the boxes below. I have...

- taken part in and been inspired by arts activities
- found out about artists and arts organisations
- created my own arts piece
- presented what I learnt about with others



Well done, you have finished your Arts Award Explore

Take good care of this log book and make sure you give it to an Arts Award adviser who will make sure each part is completed.

**To find out more, please
visit the Arts Award website:
artsaward.org.uk**

Date started:

Date completed:



14-18-NOW
WW1 CENTENARY ART COMMISSIONS



Supported using public funding by
ARTS COUNCIL ENGLAND



Arts @ Dalby

Arts Award Explore

Photocopy this page if you need more space to be creative.

