

ABOUT THE TRAIL

The Forest of Dean Sculpture trail is a collection of artworks that have been inspired by the unique heritage of this forest.

The Trail's sculptures are developed and influenced by the distinctive qualities and landscape, both historically and physically, of the Forest of Dean. They have been intentionally left to be reclaimed by the forest over time, naturally eroding from weather, animals, plant growth and the footfall of the visiting public.

The trail was founded in 1986 and the artworks on the trail have been commissioned by the Forest of Dean Sculpture Trust, a charity that works

in close partnership with Forestry England as part of their national Forest Art Works programme.

The Forest of Dean Sculpture Trust is a registered charity, to make a donation and to receive updates visit forestofdean-sculpture.org.uk Alternatively you can donate via Paypal using the QR code below.

For details on Forest Art Works visit: forestryengland.uk/forest-art-works.



Please share what you think of the Sculpture Trail.
Via one of our social media channels:
@theforestofdeansculpturetrail
@FODSculpture
theforestofdeansculpturetrail



THE SCULPTURES

DEAD WOOD/BOIS MORT

Carole Drake 1995
Places of burial and concealment are suggested by these five steel plates dug into the forest floor, linking back to memories of the European forests devastated by war.



THE HEART OF STONE

Tim Lees 1988
Created using local stone, this sculpture echoes the shaft of the drift mine on which it sits. The fish-like shape alludes to the geographic location of the forest, which is situated between the two rivers of the Wye and the Severn.



YAŞASIN

Pomona Zipser 2016
The title of this piece translates into Turkish as 'Hooray'. Move through and around this playful and interactive sculpture to view the forest from different perspectives.



FIRE & WATER BOATS

David Nash 1986
These charred boats resemble canoes carved by hand from a single piece of wood. The waterway in which they sit was previously used to drain the mines underneath the forest.



IRON ROAD

Keir Smith 1986
Twenty carved jarrah wood railway sleepers represent the train line that used to run through the forest carrying coal and iron. Each sleeper illustrates an aspect of the forest, from smelting to writing, charcoal to hunting.

SEARCHER

Sophie Ryder 1988
Constructed from wire, this life-size sculpture can be seen in the distance as you pass along the trail.



IN SITU

Erika Tan 2004
Bamboo, both real and recreated, finds an unlikely home in this English forest environment. Mounds, hollows and circles traced in the earth link back to the industrial past of the area.



GROVE OF SILENCE

Ian Hamilton Finlay 1986
High in the trees, these three plaques draw attention to the stillness of their environment. Their simplicity of form offers a space for contemplation.




CONE & VESSEL

Peter Randall-Page 1988
Carved in stone, the details of an acorn cup and fir cone are amplified to reveal their scientific patterns.



Hill33

David Cotterrell 2010
Built from an industrial engineering material and filled with local coal spoil this sculpture evokes questions about landscape and power. It is slowly collapsing and being taken over by the nature.



HOUSE

Miles Davies 1988
Reminiscent of the mineshafts that probe deep into the forest below, this house also alludes to the forest being a home to many.

THRESHOLD

Natasha Rosling 2019
This crevice formation reveals a patchwork of subterranean rock faces cast from Clearwell Caves iron ore mine, recalling a history of labour through the marks left by miners in the rock.



COAL MEASURE GIANTS

Henry Castle 2016
300 million-year old tree fossils sit alongside two cast iron sculptures sited 300 metres apart, representing the distance of the nearest coal seam below ground.



ECHO

Annie Cattrell 2008
Cast from the face of the quarry in which this sculpture sits, Echo captures a moment of this rock's life preserved in monochrome, drawing attention to surface detail and texture.




CATHEDRAL


Kevin Atherton 1986
An avenue of trees creates a sense of a cathedral's aisle and the experience of awe that such impressive architecture evokes. Instead of religious imagery depicted, we see the life of the forest in brilliantly coloured glass.



HANGING FIRE

Cornelia Parker 1986
Locally smelted iron ore has been formed into rings of flames high up in the trees. A poetic work that implies the crowning of the trees in this once royal forest.






Forestry England

£1

FOREST OF DEAN

Sculpture Trail



MAP INSIDE

forestryengland.uk

THE TRAIL

Follow the purple waymarker posts. Some artworks are off the trail so make sure you rejoin the main trail and keep an eye out for some of the more elusive sculptures.

Sculpture Trail (sculptures 1–16)
Approx 7km (4.5 miles), 2–3 hours

If you don't fancy walking the whole trail you can take one of two shortcuts signposted back to Beechenhurst:

Shortcut A (sculptures 1–5)
Approx 3.5km (2.2 miles), 1–1½ hours

Shortcut B (sculptures 1–12)
4.8km (3 miles), 1½–2 hours

Accessibility

The Sculpture Trail is situated on the side of the Cannop Valley, as such there are steep slopes and uneven terrain throughout making it unsuitable for many pushchairs and wheelchairs. Should you not wish to walk the entire trail, the Speech House Woodlands car park allows closer access to the sculptures found at the end of the Trail (15 & 16). We welcome feedback to continue to improve accessibility. You can get in touch at westengland@forestryengland.uk

Finding your way

Follow the coloured waymarkers on timber posts

Sculpture Trail Shortcut



Follow the Forest Code

- Guard against all risks of fire.
- Protect and respect wildlife, plants and trees.
- Keep dogs under control & tidy after them.
- Take your litter home.
- Make no unnecessary noise.
- Take only memories away.



THE SCULPTURES

- | | |
|--|---|
| 1 Dead Wood/Bois Mort
<i>Carole Drake 1995</i> | 9 Cone & Vessel
<i>Peter Randall-Page 1988</i> |
| 2 The Heart of Stone
<i>Tim Lees 1988</i> | 10 Hill33
<i>David Cotterrell 2010</i> |
| 3 Yaşasin
<i>Pomona Zipser 2016</i> | 11 House
<i>Miles Davies 1988</i> |
| 4 Fire and Water Boats
<i>David Nash 1986</i> | 12 Threshold
<i>Natasha Rosling 2019</i> |
| 5 Iron Road
<i>Keir Smith 1986</i> | 13 Coal Measure Giants
<i>Henry Castle 2016</i> |
| 6 Searcher
<i>Sophie Ryder 1988</i> | 14 Echo
<i>Annie Cattrell 2008</i> |
| 7 In Situ
<i>Erika Tan 2004</i> | 15 Cathedral
<i>Kevin Atherton 1986</i> |
| 8 Grove of Silence
<i>Ian Hamilton Finlay 1986</i> | 16 Hanging Fire
<i>Cornelia Parker 1986</i> |

Discover our most recent sculpture
Threshold by Natasha Rosling



"Bringing to the surface the subterranean world beneath the forest"

CONTACT INFORMATION

How to find us
Easy to access from the M4 or M5, and less than half an hour from Chepstow or Gloucester. There is no accurate postcode for Sat Nav systems to use. GL16 7EL takes you to the nearby Speech House Hotel.

Opening times
The site is open from 8am until dusk and is managed by Forestry England.

Parking
Pay and display parking operates.

Contact us
Forestry England, Bank House, Bank Street, Coleford GL16 8BA
t: **0300 067 4800** (Mon-Fri, 9am–3pm)
westengland@forestryengland.uk

Beechenhurst contacts
Cafe: **01594 824662**
Tree Top Adventure: **0845 8380721**
Forest of Dean Adventure Tower and Archery: **01594 821003**

forestryengland.uk/the-forest-dean

Visit us on Facebook at **Beechenhurst**

For alternative formats, please get in touch: **0300 067 4000**
info@forestryengland.uk



Please recycle after use.

Join today

As a member you'll be supporting the Forest of Dean and get free onsite parking, forest updates and discounts.

forestryengland.uk/membership

