

Pretty as a Picture

Bringing Westonbirt Arboretum to you

A self led activity resource for families



Please Note: it is critical that people follow the government's guidelines on social distancing to protect each other, to slow the spread of the coronavirus and support our NHS.

A Picturesque Landscape

Westonbirt Arboretum's story begins with the wealthy Victorian landowner, Robert Holford. The Victorian era was a time of great excitement, and plant hunters were travelling all over the world to bring back new and exotic species.

Robert payed for plant collecting expeditions, on a quest to find the rare and the beautiful. When the plants were brought back to Westonbirt, he didn't want to display them with all the same type or country of origin together, like many other arboretums did. He planted his arboretum so it looked beautiful, according to the Picturesque movement that was sweeping the art world at the time.

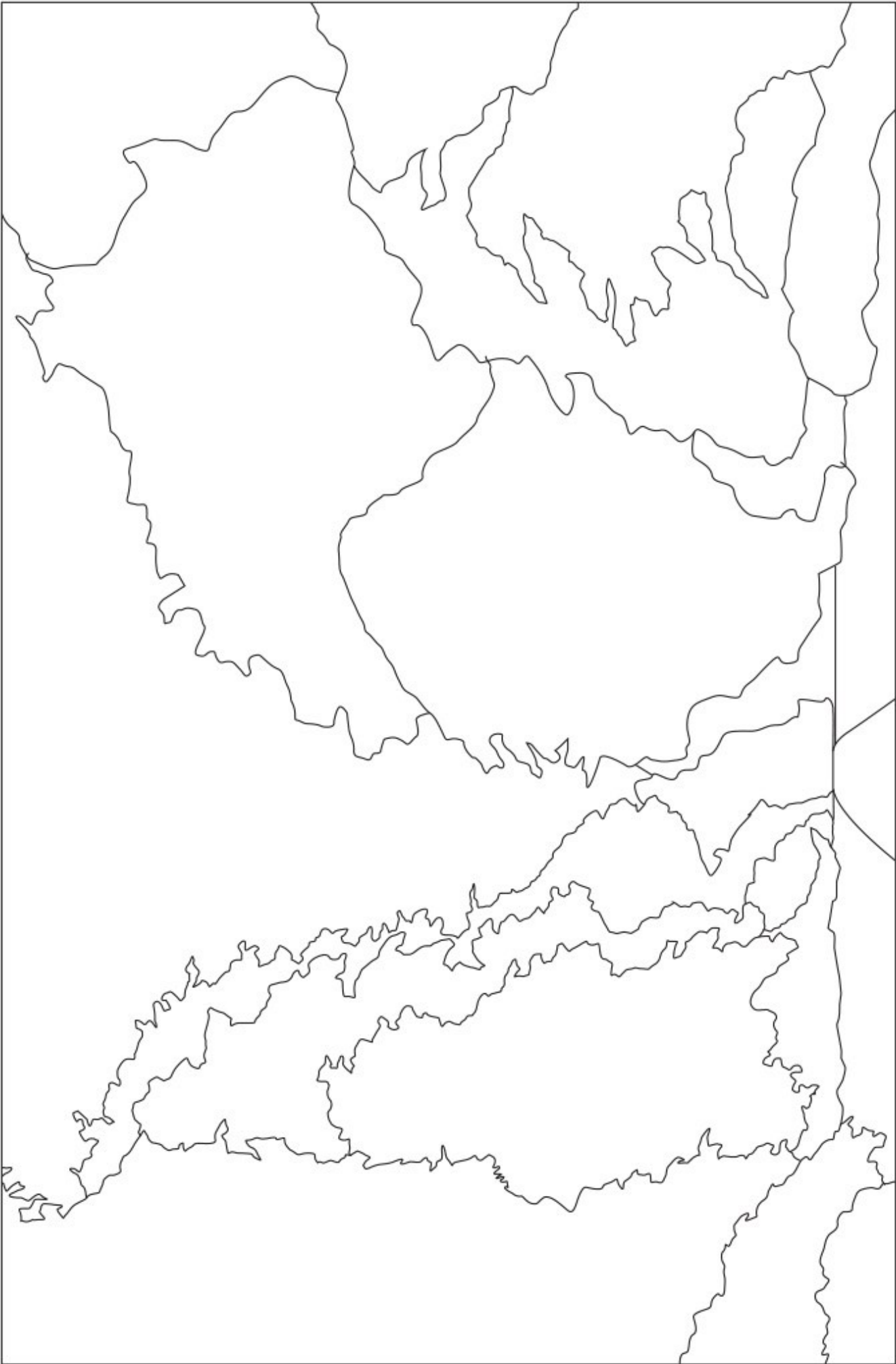
Use this pack to explore some of the picturesque landscapes of Westonbirt.

1. Colour in a typical Westonbirt scene.
2. Create a collage tree collection
3. Become a miniature landscape gardener





Credit: Johnny Hathaway




Create a Collage Tree Collection



For this activity you will need paper, pencil, glue stick and old magazines or colourful junk mail.

Step 1.

Draw an outline sketch of a scene from the arboretum on the piece of blank paper. Use the pictures in the pack for inspiration, alternatively, use the colouring in sheet in this pack.



Step 2.

Flick through the magazines / junk mail to find a colour you want to use — don't worry if it has writing on it.




Step 3.

Rip the colour up into small pieces.

Step 4.

Choose a section you want to 'colour in', cover it with glue and start sticking on your pieces of coloured paper.

Repeat until picture 'coloured in'.



Become a Landscape Gardener — in miniature

The picturesque landscape idea was developed by artist William Gilpin. It is used to describe a landscape that has been created to be beautiful but still look wild.

Westonbirt Arboretum is 600 acres in size— about 300 football pitches. That means we have a very large area to design our landscape. But why not have a go at designing a miniature landscape of your own?



Step 1.

Fill a tray or plate with soil and press down gently.



Step 2.

Add small stones, moss, or even a pond. (I used a small mirror but you could use a jam jar lid and fill it with water) .



Step 3.

Add small plants and flowers from your garden to make trees (ask an adult to make sure they are safe to use). I also used some toy trees. You might want to add some extra embellishments to your landscape as well.