



Forestry England



Gruffalo Party Pack



Everything you need to
host your own **Gruffalo
Birthday Party Picnic!**

Before you go:

- Party invites
- Picnic food ideas

At the party:

- Party games
- Exploring ideas
- Forest bunting
- Colouring in



You might need:

A yummy picnic
Scissors/card/
colouring pens/
string



**Don't
forget**

We would love to
see photos of your
party on social!
#Gruffalo25



©1999 & TM Julia Donaldson & Axel Scheffler.
Licensed by Magic Light Pictures Ltd.
www.magiclightpictures.com

Find your nearest
Forestry England woodland...
forestryengland.uk/gruffalo



Party Invitation



Dear _____

You are invited to help celebrate a
Gruffalo birthday!

At _____ forest

Time & place _____

From _____

RSVP _____

Please remember...

Picnic ☐

Other ☐



Find your nearest
Forestry England woodland...
forestryengland.uk/gruffalo



Party Invitation



Dear _____

You are invited to help celebrate a
Gruffalo birthday!

At _____ forest

Time & place _____

From _____

RSVP _____

Please remember...

Picnic ☐

Other ☐



Find your nearest
Forestry England woodland...
forestryengland.uk/gruffalo



Party Invitation



Dear _____

You are invited to help celebrate a
Gruffalo birthday!

At _____ forest

Time & place _____

From _____

RSVP _____

Please remember...

Picnic ☐

Other ☐



Find your nearest
Forestry England woodland...
forestryengland.uk/gruffalo



Party Invitation



Dear _____

You are invited to help celebrate a
Gruffalo birthday!

At _____ forest

Time & place _____

From _____

RSVP _____

Please remember...

Picnic ☐

Other ☐



Find your nearest
Forestry England woodland...
forestryengland.uk/gruffalo



Forestry England



Gruffalo Picnic menu

Fun
Activity
Sheet



Menu ideas

Mains

- Roasted Fox rolls – sausage rolls
- Mouse's favourite cheese sandwiches
- Knobbly Gruffalo knees – cocktail sausages
- Scrambled snake quiche
- Gruffalo pizzas
- Gruffalo warts – grapes
- Gruffalo eyes – oranges or sliced carrots
- Mouse droppings – raisins
- Terrible Gruffalo tusks – cheesy puffs
- Snake eyes – scotch eggs
- Gruffalo toenails on sticks – cheese on sticks

Desserts

- Gruffalo crumble – fruity flapjacks
- Mouse's summertime treat – strawberries
- Owl cupcakes
- Gruffalo chocolate cupcakes
- Logpile house – chocolate fingers or rolls



Find your nearest
Forestry England woodland...
forestryengland.uk/gruffalo



©1999 & TM Julia Donaldson & Axel Scheffler.
Licensed by Magic Light Pictures Ltd.
www.magiclightpictures.com




Forestry England



Gruffalo Party Games

Fun
Activity
Sheet

1,2,3
where
are
you?



How to play


It's a bit like hide and seek!



- 1 Someone is the 'finder' (you can pretend to be Mouse).
- 2 Shut your eyes and count to 20.
- 3 Everyone else runs off to find a place to hide (you can pretend to be Gruffalo, Fox, Owl or Snake).
- 4 Don't go too far we don't want to lose you for too long!
- 5 When the finder has counted to 20 they shout '1,2,3, where are you?'
- 6 Everyone else calls out 'over here!'.
- 7 The finder then goes off to find the others.
- 8 The last one to be found is the winner!



If the finder is struggling to find everyone, keep shouting '1,2,3, where are you?' to give you a clue. The game is finished when everyone has been found.



Swap finders
& play again!




©1999 & TM Julia Donaldson & Axel Scheffler.
Licensed by Magic Light Pictures Ltd.
www.magiclightpictures.com

Find your nearest
Forestry England woodland...
forestryengland.uk/gruffalo



Forestry England



Gruffalo Party Games

Fun
Activity
Sheet

Who
will be the
Gruffalo?

What's the time Gruffalo?



- 1 Choose someone to be 'Gruffalo'. Gruffalo stands at one end of the playing area. Everyone else stands in a row a few metres behind facing Gruffalo.
- 2 To play the game...Gruffalo turns around, so he has his back to the other children.
- 3 The children chant: 'What's the time Gruffalo?'
- 4 Gruffalo turns around and says a time (for example, 3 o'clock).
- 5 The children move forward the number of steps called out and then repeat the chant and wait for a response.
- 6 Gruffalo can, at any moment once the line of children are close, respond 'lunch time' in a loud growl and chase the children, tagging the new Gruffalo.



©1999 & TM Julia Donaldson & Axel Scheffler.
Licensed by Magic Light Pictures Ltd.
www.magiclightpictures.com

Find your nearest
Forestry England woodland...
forestryengland.uk/gruffalo



Forestry England



Pin the
Wart

Fun
Activity
Sheet

on
the



Don't
forget the
blindfold

Gruffalo!

Stick sheet to card and
take some blu tack!

1

2

3

4

5

6

7

8

Carefully cut out the warts



©1999 & TM Julia Donaldson & Axel Scheffler.
Licensed by Magic Light Pictures Ltd.
www.magiclightpictures.com

Find your nearest
Forestry England woodland...
forestryengland.uk/gruffalo



Forestry England



Gruffalo Mask

Fun
Activity
Sheet



How to make your mask

- 1 Colour in your mask.
- 2 Stick the sheet to a piece of card.
- 3 Cut out the mask along the dotted line.
- 4 Cut around the eyes.
- 5 Tape a stick to the back of the mask, and hold it up in front of your face to act out being a scary Gruffalo!



©1999 & TM Julia Donaldson & Axel Scheffler.
Licensed by Magic Light Pictures Ltd.
www.magiclightpictures.com

Find your nearest
Forestry England woodland...
forestryengland.uk/gruffalo



Forestry England

Fun
Activity
Sheet



Gruffalo Party Bunting

How to make your bunting

In the forest...

Find leaves, sticks and cones on the forest floor. Tie them together with string.

At home...

Print this sheet 4 times.
Stick to thick card (optional).
Pierce holes with pencil.
Cut out the shapes. Weave
string through holes.

Hint

Garden twine is
strong, cheap
and re-usable!



Find your nearest
Forestry England woodland...
forestryengland.uk/gruffalo



©1999 & TM Julia Donaldson & Axel Scheffler.
Licensed by Magic Light Pictures Ltd.
www.magiclightpictures.com



Forestry England



Gruffalo Party Flag

Fun
Activity
Sheet

How to make your party flag




You will need:

- 1 A sheet of card.
- 2 Colouring pens or crayons.
- 3 A slim stick!

To make it:



- 1 Colour in your flag, using colouring pens or crayons.
- 2 Stick your flag to a sheet of card.
- 3 Cut your flag out, not forgetting the stick holes (you might need an adult to help you with this bit).
- 4 Finally get your stick and weave it through the holes.



©1999 & TM Julia Donaldson & Axel Scheffler.
Licensed by Magic Light Pictures Ltd.
www.magiclightpictures.com

Find your nearest
Forestry England woodland...
forestryengland.uk/gruffalo



Forestry England



Sticky Party Crowns



Fun
Activity
Sheet

How to make
your own
crown



Cut me out
and stick me
on the front of
your crown!



You will need:

- 1 Some card for a headband (so long enough to go around your head).
- 2 Double sided sticky tape.

To make it:

- 1 Cut the card into strips 4cm thick. Get an adult to help measure your head, cutting the strip of card to size.
- 2 Take your double sided sticky tape and stick it along the length of the headband.
- 3 Do not remove the outer part of the tape until you are ready to stick things on!
- 4 Take your headband to the forest and search for different leaves, grass heads or other light weight natural materials to stick to it.
- 5 Once you are happy with your design, overlap the two ends slightly to form a circle and stick together with tape.
- 6 Don't forget to take your Gruffalo badge with you to stick on the front of your crown, for the finishing touch!

Find your nearest
Forestry England woodland...
forestryengland.uk/gruffalo



©1999 & TM Julia Donaldson & Axel Scheffler.
Licensed by Magic Light Pictures Ltd.
www.magiclightpictures.com



Forestry England



Gruffalo Party Medallion

Fun
Activity
Sheet

How to make your medallion

You will need:

- 1 A sheet of thick card.
- 2 Some ribbon or string.



To make it:

- 1 Stick your medallions to a sheet of thick card.
- 2 Cut out carefully, not forgetting the hole.
- 3 Use colourful ribbon or string to thread through the hole, creating a necklace
- 4 Wear your medallion with pride and enjoy your party picnic!



Find your nearest
Forestry England woodland...
forestryengland.uk/gruffalo



©1999 & TM Julia Donaldson & Axel Scheffler.
Licensed by Magic Light Pictures Ltd.
www.magiclightpictures.com



Forestry England

Olympic summer activity

THE
GRUFFALO®
AND FRIENDS

Could you be a Forest Champion like the Gruffalo?

Being a forest champion is about trying hard, being a good friend and taking care of ourselves and the things we love.



How many of these activities can you complete? Tick them off as you go along!




Getting active and enjoying the great outdoors



**Let's get out and have some fun!
Time to pick up the pace...**

- Try wiggling your arms like Snake, upwards, to the side, around you
- Try some natural play. Can you find a log to balance on? Get a stomp on and go for a walk in your local woods.




Teamwork and having fun together

**Good things happen when we work
as a team! Find your friends and see
what you can achieve together.**

Work together
to spot these
three things;



Tree



Flower



Bird

**Spot or
build a mini
den for an
animal.**

**Try a mini-relay
race. Use a stick
as your baton.**





Respect and looking out for each other



The forest does great things for us, let's look after the forest too!

■ Hug a tree and say **thank you**

■ Pick up one piece of litter using a stick and put it in the bin or in a bag to take home



■ Walk carefully so you don't squash any plants with your feet.

Resilience and rising to the challenge



Will you keep going until these challenges are completed?

1 Learn a new dance move. How many tries did you have before you got it?

2 Stand on one leg and count to 10. Can you get to 10 without putting your foot down? Keep going!

3 Can you say this tongue-twister?

Tiny Timmy's ten teammates tackled tricky tasks together

Friendship and getting to know each other



Spending time with our friends is a great way to learn about each other.

■ Take or draw a picture of your family and friends in the forest

■ Explore somewhere new together

■ Tell each other one fun fact about your favourite animal.



Healthy minds and healthy bodies


Sometimes stopping is just as important as going! Take a break and enjoy being in nature.



■ Take two deep breaths and gaze up at the tree canopy

■ Move through the forest slowly so you can see and feel more

■ Stop or sit down, what can you smell around you?



Great job everyone!

You're now a real Forest Champion, just like the Gruffalo!



For more fun activities:

forestryengland.uk/gruffalo