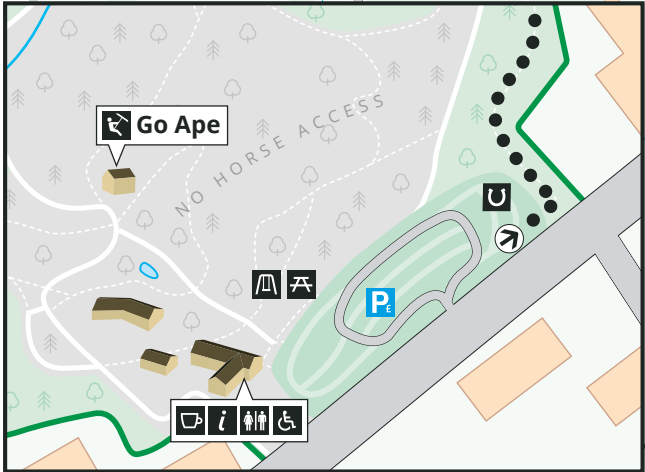
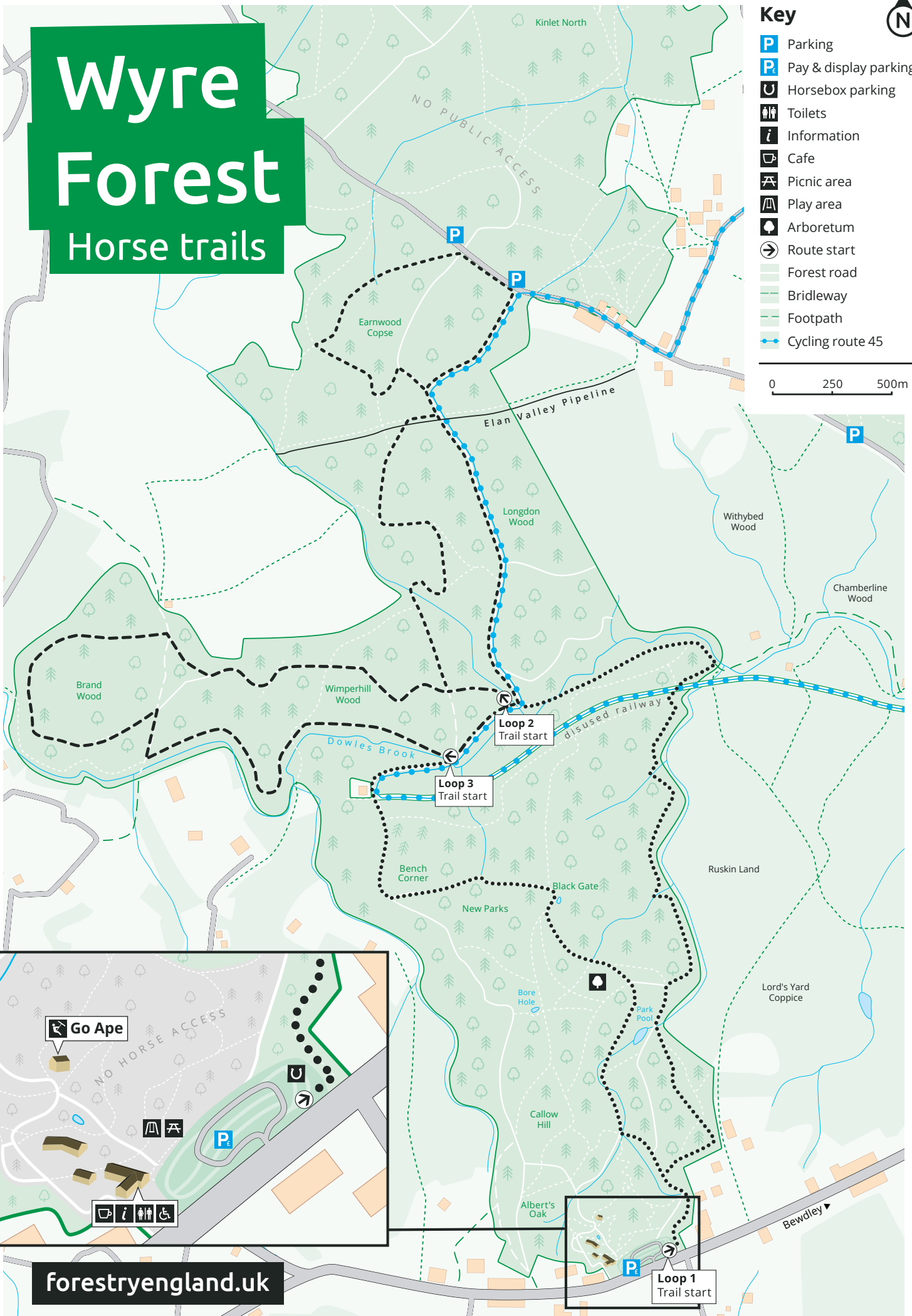
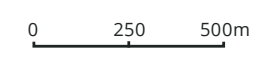




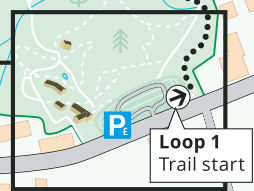
# Wyre Forest

## Horse trails

- Key**
- Parking
  - Pay & display parking
  - Horsebox parking
  - Toilets
  - Information
  - Cafe
  - Picnic area
  - Play area
  - Arboretum
  - Route start
  - Forest road
  - Bridleway
  - Footpath
  - Cycling route 45



[forestryengland.uk](http://forestryengland.uk)





Forestry England



## Horse trails at

# Wyre Forest

Ride through Wyre Forest along forest roads and grass tracks. Follow the tranquil Dowles Brook and venture past majestic oaks.

We have three routes offering over 12 miles of waymarked horse riding trails, linked to the wider public bridleway.

### Trail information



**These trails are shared use, and linked to the wider public bridleway network. Please be aware of other forest users.**

#### Which trail will you choose?

#### Horse Trail Loop 1 ●●●

**8.4 km (5.2 miles)**

Starting from the main car park, this anti-clockwise loop takes you from the visitor centre to Dowles Brook. Follow the tranquil brook before crossing a ford or wooden bridleway bridge.

This trail merges with the other loops halfway around. From there you can extend your ride or head back to the visitor centre. Loop 1 re-crosses Dowles Brook, meandering uphill along forest roads to the New Parks area before heading back to the visitor centre.

#### Horse Trail Loop 2 ●●●●

**6 km (3.8 miles)**

This clockwise loop takes you to the Northern side of the forest, along grass tracks, over a concrete bridge and rocky outcrops, before ascending to the Elan Valley Pipeline. From here you will pass two smaller car parks and may spot Dexter cattle roaming in the invisible fencing. You will then rejoin the forest road network, following the National Cycle Network Route 45 descending back to the trail loop meeting points and map panel.

#### Horse Trail Loop 3 ●●

**5.6 km (3.5 miles)**

This clockwise loop extends to the Western side of the forest. It is our most remote horse trail, following grassy verges of Dowles Brook before heading up to hard standing tracks through broadleaf woodland, then back towards the trail loop meeting point and map panel.

Follow the white waymarkers and look out for any warning markers.



[forestryengland.uk/membership](https://forestryengland.uk/membership)

## Join today

As a member you'll be supporting Wyre Forest and get free onsite parking, forest updates and discounts.

[forestryengland.uk/membership](https://forestryengland.uk/membership)

The trails go through Wyre Forest NNR (National Nature Reserve) and SSSI (Site of Special Scientific Interest). Help us protect this special area by minimising damage and disturbance. Keep to forest roads and follow horse trail waymarkers and bridleways.

## Emergency info

**Key locations:** Callow Hill, Bewdley DY14 9XQ

**Grid Ref:** SO 7520 7402

**W3W:** ///tutorial.youth.courage

**Nearest access road:** A456

**Hospital with A&E unit:**

Worcester Royal Hospital, Charles Hastings Way, Worcester, WR5 1DD  
**T:** 01905 763333

**In case of an emergency, call 999**

Inform Forestry England on

**T:** 0300 067 4935

## The forest code

- Protect and respect wildlife, plants and trees.
- Guard against all risks of fire.
- Keep dogs under control.
- Take your litter home.
- Make no unnecessary noise.
- Take only memories away.
- The forest is for everyone. Please be aware of other visitors.

## Horse riding safety

- Have the right equipment and wear the right safety clothing – always wear a helmet.
- Ride within your abilities.
- Don't rely on others; can you get home safely?
- Take a phone and check it is charged up before you go.
- Always follow warning signs, instructions, and diversions.
- Routes may change due to tree felling or other forestry work. These works can be dangerous, so follow all warning signs and instructions.
- If a vehicle is loading timber, wait for the driver to let you pass.
- If you are transporting your horse here, we recommend the following for your horse's welfare: hay and water, mounting block, muck scoop and rake, rug, headcollar and lead rope, equine and human first aid kit, vet's emergency number and a valid equine passport.